

Thank you for your order!

We appreciate your business. Additional information on your product may be available on our website.



Happy?

Wonderful! We are very glad. Please share your experience with us and others. It helps us know what you like best!

- Review this product at www.householdessential.com.

Search the item # from the home page to find the product. Leave your review under the review tab on the product's page!

- Follow us on Facebook and Instagram!

Customer Service

1-800-922-5524 | 1-314-428-5657
info@householdessential.com

Open Mon-Fri at 8:30 am CT.
Closed all national holidays.



©2017 HOUSEHOLD ESSENTIALS, LLC
Hazelwood, MO 63042
www.householdessential.com




Not happy?

Please give our St. Louis customer service a call at 1-800-922-5524. We are here to help.

- Missing parts?
- Having trouble with assembly?

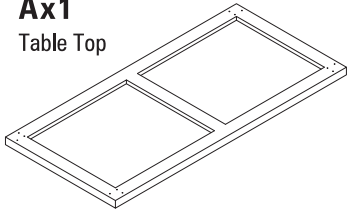
Slate Faux Concrete Coffee Table with Storage Shelf

8099-1

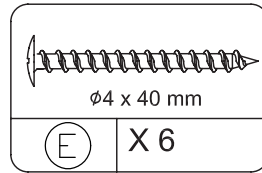
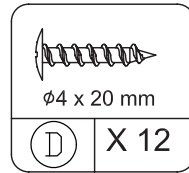
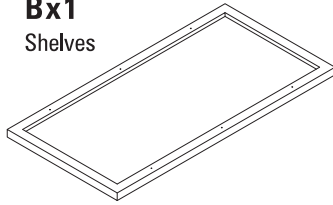


Parts

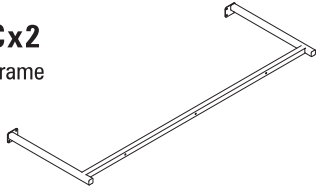
Ax1
Table Top



Bx1
Shelves

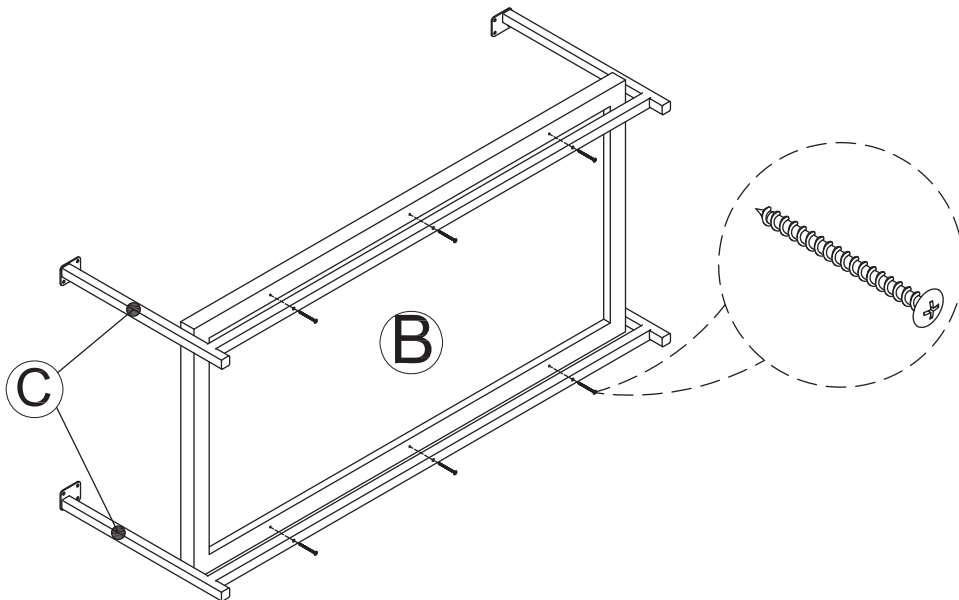


Cx2
Frame



Assembly

- 1 Mount lower shelf (B) to the table frames (C) using long screws (E), making sure the top of the shelf faces upward and the frame heads point in.



NOTE: Finger tighten screws until fully assembled, unless instructed to "tighten fully".

Assembly cont'd

- 2 Lay table top (A) face down on the floor. Invert assembly and attach frames to the table top (A), with short screws (D). Tighten screws.

